

Scaled data based on original data using
LM-79-08 Approved Method: Electrical and Photometric Measurements of Solid-
State Lighting Products

Test Report Prepared for
Cooper Lighting Solutions
(formerly Eaton)

Brand: McGRAW-EDISON

Report Number: P386358

Luminaire Tested: **GWC-SA2A-730-U-SL3-HSS**

Issue Date: 3/3/2020

Test Information

Test Method: LM-79-08
Report Number: P386358
TEST IS SCALED FROM IESNA LM-79-08 TEST DATA (G2-1903-205-23)
Test Lab: INNOVATION CENTER
Issue Date: 3/3/2020
Manufacturer: COOPER LIGHTING SOLUTIONS (FORMERLY EATON)
Product Line: MCGRAW-EDISON
Catalog Number: GWC-SA2A-730-U-SL3-HSS
Description: GALLEON WALL LUMINAIRE
(2) 70 CRI, 3000K, 615mA LIGHTSQUARES WITH 16 LEDS EACH AND TYPE III
SPILL LIGHT ELIMINATOR OPTICS WITH HOUSE SIDE SHIELD
Light Source: -
Ballast/Driver: ELECTRONIC DRIVER

Summary

Lumens per Lamp: N/A
Luminaire Lumens: 7567 lumens
Efficiency: N/A
Efficacy: 114.7 lumens/watt
Luminous Opening: Rectangular (W 1' x L: 0.5' x H: 0')
IES Classification: Type III - Medium
BUG Rating: B1 - U0 - G2

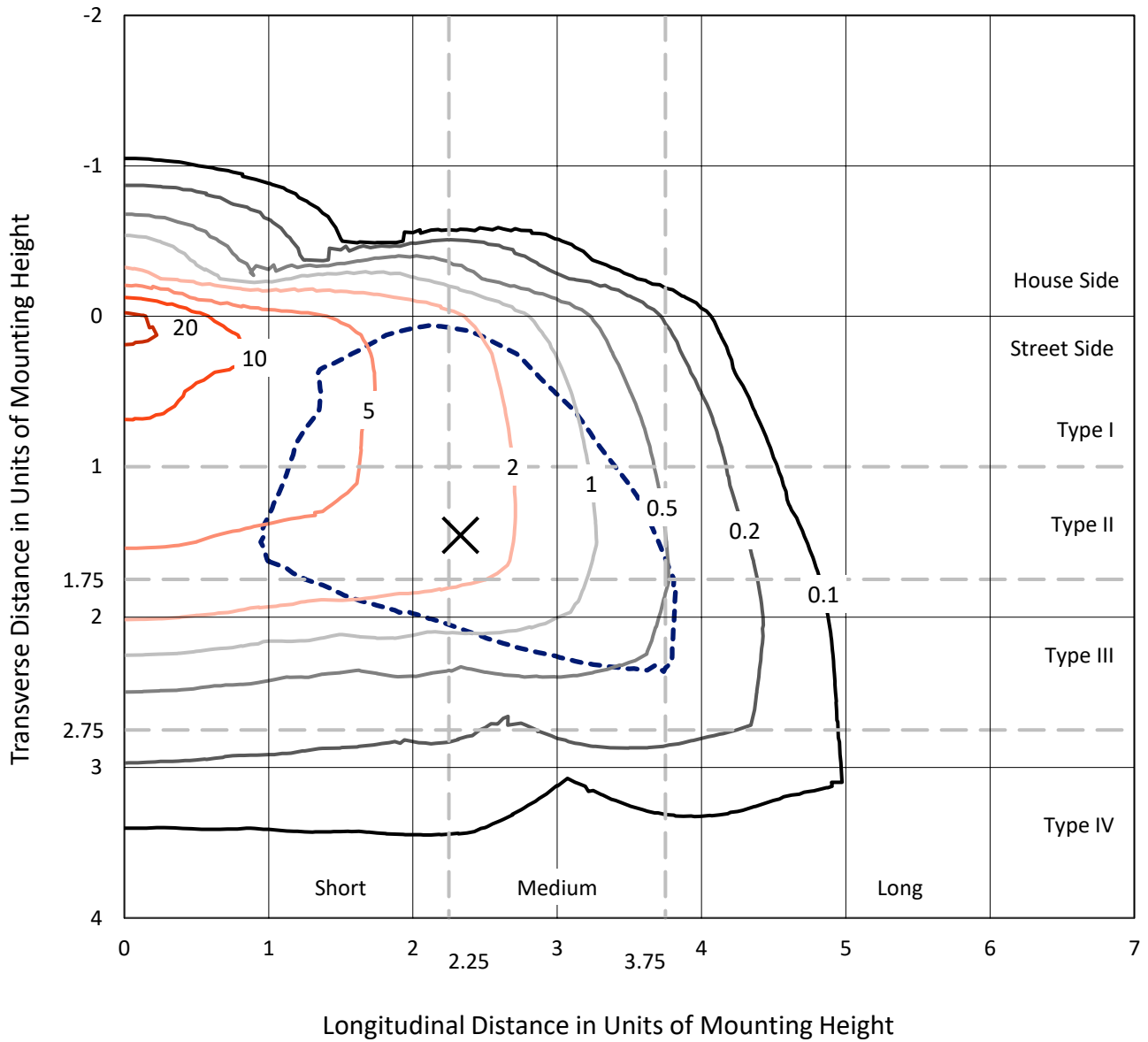
Input Watts (W): 66
Input Voltage (V): NR
Input Current (A_{in}): NR
Voltage Rise (V): NR
Power Factor: NR
Total Harmonic Distortion (THDi): NR
Frequency (hertz): 60
Stabilization Time: NR
Operation Time: NR
Ambient Temperature (°C): NR
Test Distance: 24 FT



REPORT NUMBER: P386358
 CATALOG NUMBER: GWC-SA2A-730-U-SL3-HSS

Iso-Footcandle Lines of Horizontal Illumination

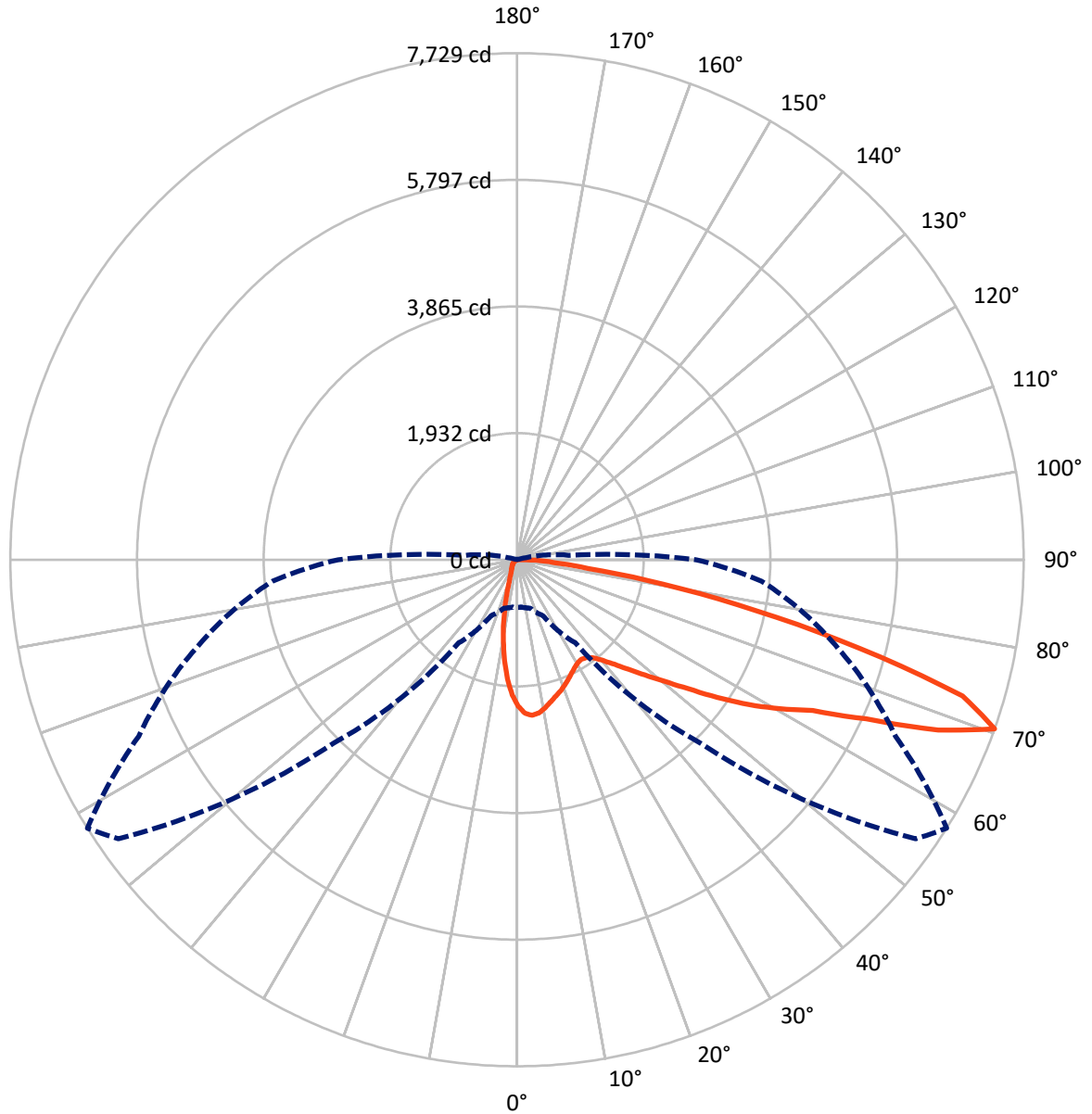
✕ Max cd
 - - - 1/2 Max cd



Based on 10 foot mounting height. Maximum calculated value = 22.7 fc
 Type III - Medium - N/A

REPORT NUMBER: P386358
CATALOG NUMBER: GWC-SA2A-730-U-SL3-HSS

Luminous Intensity Polar Plot



— Vertical Plane Through 58-Deg Lateral - - - Horizontal Cone Through 70-Deg Vertical

REPORT NUMBER: P386358

CATALOG NUMBER: GWC-SA2A-730-U-SL3-HSS

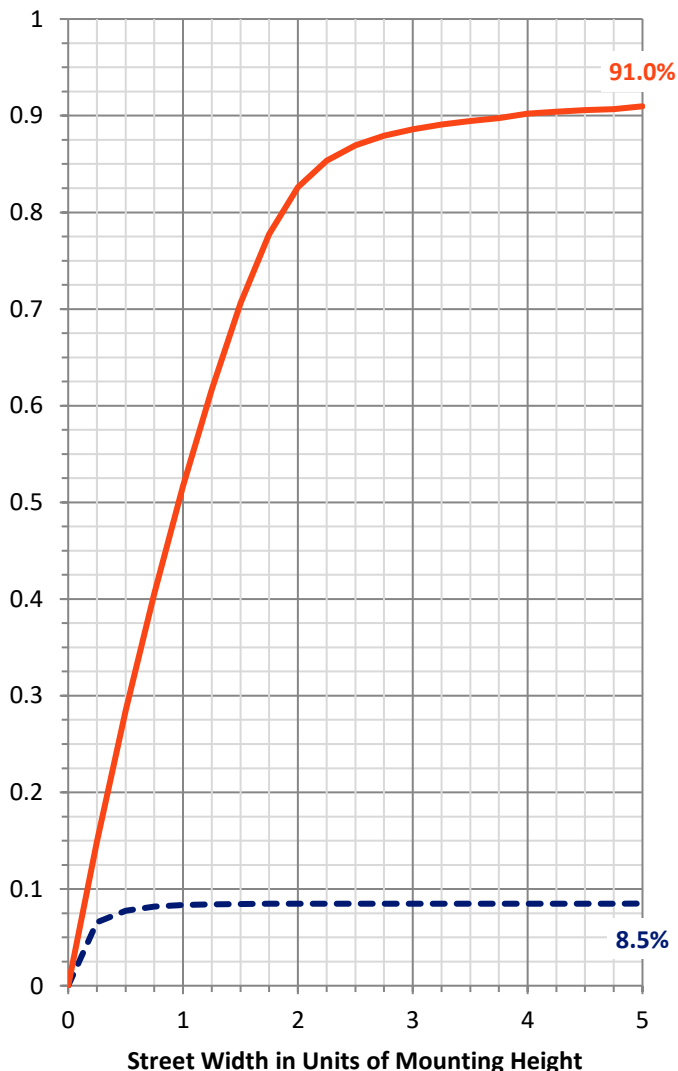
FLUX DISTRIBUTION:

		Downward	Upward	Total
House Side	Lumens	647.6	0.0	647.6
	% Fixture	8.6	0.0	8.6
Street Side	Lumens	6919.4	0.0	6919.4
	% Fixture	91.4	0.0	91.4
Total	Lumens	7567.0	0.0	7567.0
	% Fixture	100.0	0.0	100.0

ZONAL LUMENS:

Zone	Lumens	% Fixture
0°-10°	182.8	2.4
10°-20°	383.6	5.1
20°-30°	504.3	6.7
30°-40°	667.9	8.8
40°-50°	998.4	13.2
50°-60°	1599.3	21.1
60°-70°	2015.9	26.6
70°-80°	1087.4	14.4
80°-90°	127.3	1.7
90°-100°	0.0	0.0
100°-110°	0.0	0.0
110°-120°	0.0	0.0
120°-130°	0.0	0.0
130°-140°	0.0	0.0
140°-150°	0.0	0.0
150°-160°	0.0	0.0
160°-170°	0.0	0.0
170°-180°	0.0	0.0
0°-90°	7567.0	100.0
0°-180°	7567.0	100.0

Coefficient of Utilization



REPORT NUMBER: P386358

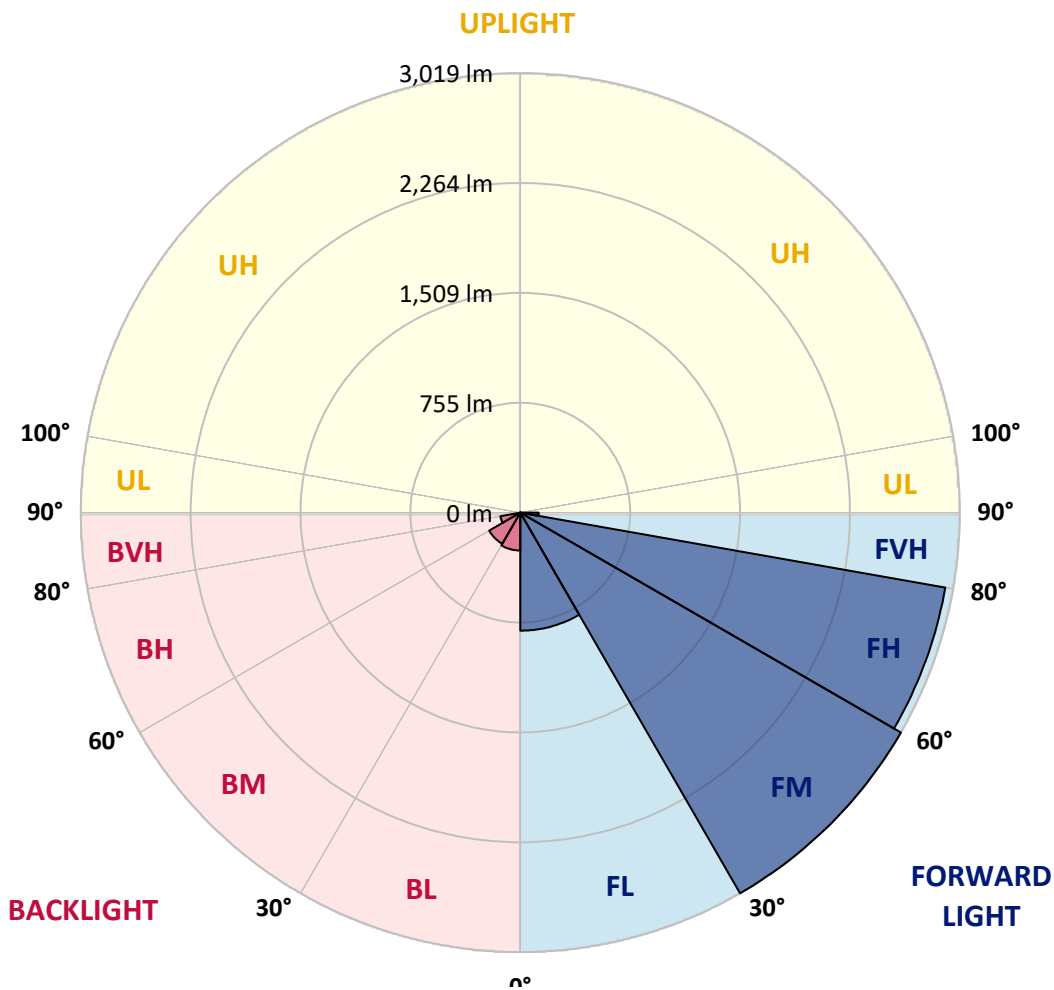
CATALOG NUMBER: GWC-SA2A-730-U-SL3-HSS

LUMINAIRE CLASSIFICATION SYSTEM LUMEN TABLE AND BUG RATING:

Zone	Lumens	% Fixture	Zone Rating/Lumen Limit		
			B	U	G
FL (0°-30°)	810.6	10.7			
FM (30°-60°)	3018.6	39.9			
FH (60°-80°)	2964.1	39.2			G2/5000
FVH (80°-90°)	126.2	1.7			G2/225
BL (0°-30°)	260.2	3.4	B1/500		
BM (30°-60°)	247.0	3.3	B1/1000		
BH (60°-80°)	139.3	1.8	B1/500		G1/500
BVH (80°-90°)	1.1	0.0			G0/10
UL (90°-100°)	0.0	0.0		U0/0	
UH (100°-180°)	0.0	0.0		U0/0	

BUG Rating: B1-U0-G2

Type III Medium





REPORT NUMBER: P386358

CATALOG NUMBER: GWC-SA2A-730-U-SL3-HSS

CANDELA DISTRIBUTION (FULL):

	0°	5°	15°	25°	35°	45°	55°	58°	65°	75°	85°
0°	2235.3	2235.3	2235.3	2235.3	2235.3	2235.3	2235.3	2235.3	2235.3	2235.3	2235.3
2.5°	2420.6	2414.6	2412.4	2408.6	2394.2	2380.0	2352.0	2344.1	2326.5	2284.7	2240.3
5°	2422.5	2422.2	2428.8	2427.2	2422.2	2415.5	2395.4	2385.0	2355.1	2295.4	2214.2
7.5°	2305.7	2311.7	2326.5	2338.5	2352.3	2370.2	2372.8	2362.7	2338.1	2273.6	2166.0
10°	2149.0	2158.5	2179.2	2202.8	2239.0	2274.9	2307.0	2305.7	2297.2	2233.7	2108.1
12.5°	1992.0	2003.0	2027.0	2061.9	2113.2	2171.7	2229.0	2236.8	2251.0	2197.8	2054.6
15°	1854.5	1864.0	1887.6	1930.4	1993.9	2072.6	2156.6	2171.1	2207.6	2169.8	2010.0
17.5°	1737.8	1743.8	1761.1	1808.6	1882.2	1977.6	2086.7	2115.1	2169.5	2147.8	1971.3
20°	1656.3	1657.2	1668.6	1701.9	1775.6	1882.2	2014.4	2055.0	2129.2	2128.9	1931.3
22.5°	1616.0	1612.9	1615.1	1634.3	1688.4	1791.3	1942.0	1990.1	2093.0	2112.9	1890.7
25°	1608.5	1606.0	1599.7	1602.2	1634.9	1711.7	1869.0	1924.7	2061.3	2103.1	1855.5
27.5°	1632.1	1634.6	1623.9	1612.6	1615.1	1660.1	1804.2	1868.7	2035.5	2103.1	1830.6
30°	1679.6	1680.8	1673.0	1658.2	1638.4	1645.6	1759.2	1823.7	2022.6	2117.6	1814.9
32.5°	1732.1	1739.1	1738.1	1726.2	1697.8	1668.6	1748.5	1807.3	2021.6	2149.7	1813.3
35°	1797.3	1805.1	1818.3	1815.8	1786.3	1738.1	1785.0	1831.2	2040.2	2202.5	1830.3
37.5°	1866.5	1878.4	1906.8	1920.3	1901.1	1846.7	1866.8	1899.8	2089.9	2288.1	1873.4
40°	1933.5	1947.0	1998.6	2051.8	2037.3	1981.3	1990.8	2017.2	2178.3	2411.1	1955.2
42.5°	1999.3	2019.4	2095.2	2182.7	2200.0	2155.3	2160.4	2181.5	2309.5	2580.4	2088.9
45°	2077.9	2100.6	2212.9	2320.8	2367.1	2347.6	2369.0	2382.8	2481.0	2804.1	2269.2
47.5°	2193.4	2219.5	2357.3	2480.4	2561.5	2574.1	2617.2	2626.4	2697.8	3064.7	2504.3
50°	2418.7	2425.9	2550.5	2662.2	2779.3	2854.8	2903.9	2910.8	2960.2	3349.4	2797.8
52.5°	2702.2	2706.9	2777.4	2852.3	2985.4	3139.6	3254.4	3264.2	3274.5	3626.9	3087.6
55°	2983.8	2983.2	3029.7	3073.8	3226.1	3450.1	3699.3	3705.3	3630.7	3890.3	3309.1
57.5°	3159.7	3176.7	3247.5	3304.1	3516.8	3804.1	4149.9	4171.9	4004.8	4085.4	3528.1
60°	3103.7	3111.9	3268.9	3478.4	3879.0	4307.2	4605.8	4611.5	4286.1	4280.2	3805.0
62.5°	2644.3	2648.7	2895.4	3327.4	4062.4	4959.8	5155.8	5063.6	4609.6	4550.4	4136.4
65°	1812.4	1841.0	2047.1	2581.1	3725.4	5369.1	6007.3	5854.6	5102.6	4940.0	4435.9
67.5°	1067.3	1061.3	1163.3	1556.6	2736.2	5097.3	7084.3	6932.6	5775.0	5200.8	4348.1
70°	729.0	724.9	764.0	942.4	1544.6	3954.2	7423.2	7729.3	6368.8	5025.2	3742.1
72.5°	520.4	522.6	580.2	732.2	969.7	2303.8	6383.6	7108.2	6182.8	4380.8	2844.4
75°	353.3	359.3	441.8	600.7	850.2	1172.1	4530.0	5403.4	5034.7	3183.9	1634.9
77.5°	190.0	196.7	293.9	483.9	768.7	814.3	2914.0	3718.8	3162.5	1431.3	473.9
80°	79.3	83.1	137.5	351.8	664.2	715.2	1714.5	2255.1	1347.6	282.2	105.7
82.5°	34.3	36.2	57.3	209.9	496.5	603.8	907.8	1084.9	408.4	62.0	53.2
85°	6.6	6.9	23.6	111.1	316.9	340.8	588.4	576.7	183.4	26.7	38.7
87.5°	0.0	0.0	5.7	34.9	93.1	185.6	359.0	354.6	62.3	12.9	14.5
90°	0.0	0.0	0.0	0.0	0.0	0.0	0.0	0.0	0.0	0.0	0.0



REPORT NUMBER: P386358

CATALOG NUMBER: GWC-SA2A-730-U-SL3-HSS

CANDELA DISTRIBUTION (continued):

	90°	95°	105°	115°	125°	135°	145°	155°	165°	175°	180°
0°	2235.3	2235.3	2235.3	2235.3	2235.3	2235.3	2235.3	2235.3	2235.3	2235.3	2235.3
2.5°	2217.6	2195.9	2150.3	2094.0	2050.9	2003.4	1965.6	1917.8	1897.0	1898.0	1886.6
5°	2167.9	2123.2	2022.2	1894.8	1796.6	1695.3	1608.2	1521.3	1470.0	1453.4	1437.6
7.5°	2096.8	2026.0	1864.9	1668.6	1502.4	1340.1	1198.8	1074.5	995.9	957.5	943.3
10°	2016.6	1917.1	1684.0	1425.4	1188.1	968.5	785.4	626.1	562.6	519.5	508.5
12.5°	1946.1	1811.4	1507.2	1175.8	894.2	629.3	454.7	355.6	312.4	295.5	292.6
15°	1879.7	1712.6	1336.9	949.9	619.2	387.3	289.2	255.5	245.4	242.6	242.6
17.5°	1817.1	1618.5	1170.5	727.5	409.7	271.5	239.4	231.9	228.7	228.4	228.7
20°	1751.6	1524.5	1006.9	533.0	286.0	230.0	221.2	217.1	216.2	216.2	216.2
22.5°	1689.0	1430.4	847.7	380.7	229.4	209.9	205.5	202.6	201.7	201.4	200.7
25°	1628.9	1341.0	692.2	269.0	201.4	192.2	188.5	184.7	181.9	180.3	179.3
27.5°	1579.5	1261.4	547.5	215.8	181.9	174.0	169.3	163.6	156.7	153.5	152.3
30°	1540.2	1188.7	421.9	182.2	163.6	155.8	148.5	138.8	128.7	123.3	123.0
32.5°	1509.4	1117.3	320.3	161.1	147.3	137.5	127.1	114.8	103.2	97.2	96.9
35°	1494.3	1054.4	244.8	145.7	132.8	120.5	107.6	94.1	82.8	77.1	76.5
37.5°	1504.3	1001.2	191.0	132.8	120.5	106.4	91.2	77.1	67.0	62.0	61.7
40°	1541.1	967.2	155.1	121.8	110.1	92.8	76.5	63.2	54.7	50.7	50.3
42.5°	1619.5	954.6	132.5	112.6	100.1	80.2	63.6	52.2	44.4	41.5	40.9
45°	1750.4	973.2	117.0	103.8	89.7	68.3	52.5	42.8	35.9	33.7	33.4
47.5°	1924.7	1022.0	106.0	95.3	80.2	57.6	43.7	34.6	29.3	27.1	26.7
50°	2149.4	1099.4	96.9	86.8	71.4	48.8	36.2	27.4	22.7	21.1	21.1
52.5°	2393.8	1191.6	88.7	79.0	62.6	40.6	29.3	21.1	17.9	16.0	16.0
55°	2595.8	1272.1	79.9	73.0	51.9	33.7	22.3	16.0	13.2	12.3	12.3
57.5°	2797.5	1358.0	69.9	62.6	41.5	27.4	17.0	12.0	9.8	9.1	9.1
60°	3059.0	1463.1	60.1	51.0	32.7	20.8	12.6	8.5	7.2	6.9	6.9
62.5°	3346.6	1524.8	51.3	40.9	25.5	15.4	9.1	5.7	5.3	5.3	5.0
65°	3522.5	1437.6	43.1	32.7	19.8	11.6	6.0	4.1	4.7	4.4	3.8
67.5°	3298.1	1125.5	35.2	25.5	15.4	8.8	3.8	2.8	5.0	4.1	3.1
70°	2730.8	787.9	27.4	17.9	12.3	7.6	2.5	1.9	5.3	4.1	2.5
72.5°	2043.6	527.3	21.7	12.0	9.1	6.6	2.2	0.9	4.7	3.5	2.2
75°	1116.7	212.4	17.3	7.6	5.7	4.7	1.6	0.6	3.1	2.5	1.6
77.5°	293.9	56.0	12.6	5.0	3.1	1.9	0.9	0.3	1.6	1.3	0.6
80°	74.9	21.7	8.2	3.5	2.2	0.9	0.0	0.0	0.3	0.0	0.0
82.5°	40.0	9.1	5.0	2.5	1.3	0.0	0.0	0.0	0.0	0.0	0.0
85°	30.2	6.0	2.8	1.6	0.3	0.0	0.0	0.0	0.0	0.0	0.0
87.5°	11.6	1.9	0.9	0.0	0.0	0.0	0.0	0.0	0.0	0.0	0.0
90°	0.0	0.0	0.0	0.0	0.0	0.0	0.0	0.0	0.0	0.0	0.0

Signify Classified - Internal
Cooper Lighting Solutions Photometric Lab
1121 Highway 74 South
Peachtree City, GA 30269

Scaled Data Report



Report Generated By 670245982

Signify Classified - Internal
Cooper Lighting Solutions Photometric Lab
1121 Highway 74 South
Peachtree City, GA 30269

Scaled Data Report



Signify Classified - Internal
Cooper Lighting Solutions Photometric Lab
1121 Highway 74 South
Peachtree City, GA 30269

Scaled Data Report



Signify Classified - Internal
Cooper Lighting Solutions Photometric Lab
1121 Highway 74 South
Peachtree City, GA 30269

Scaled Data Report





--- HS — SS

Signify Classified - Internal
Cooper Lighting Solutions Photometric Lab
1121 Highway 74 South
Peachtree City, GA 30269

Scaled Data Report



u

Signify Classified - Internal
Cooper Lighting Solutions Photometric Lab
1121 Highway 74 South
Peachtree City, GA 30269

Scaled Data Report



Signify Classified - Internal
Cooper Lighting Solutions Photometric Lab
1121 Highway 74 South
Peachtree City, GA 30269

Scaled Data Report



(END OF REPORT)